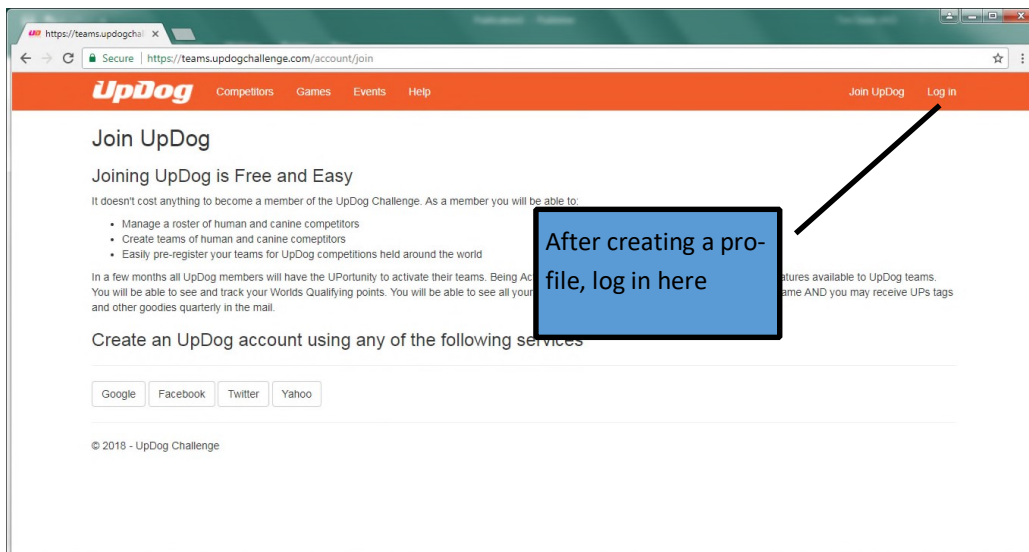
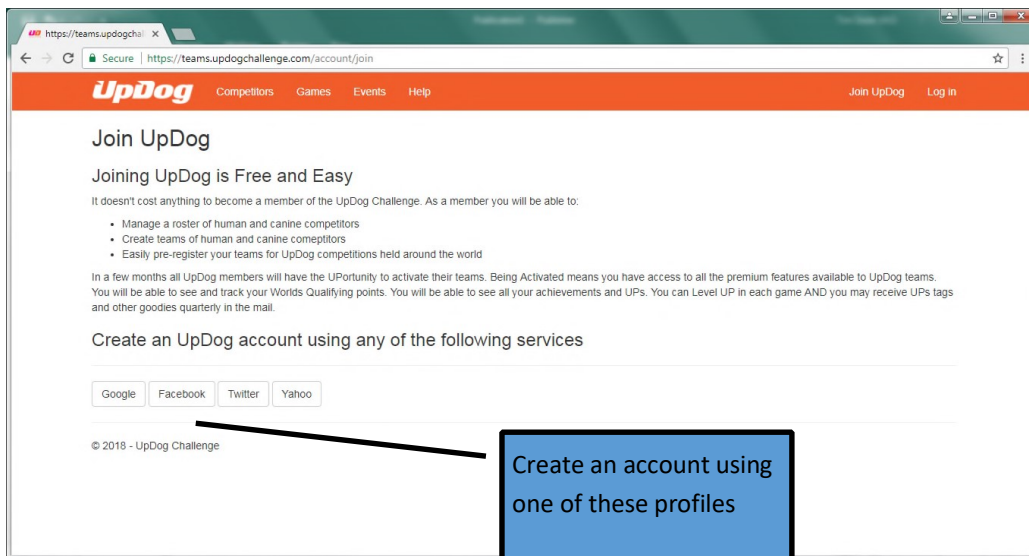



Go to teams.updogchallenge.com



Now add competitors and dogs:

UpDog Competitors Games Events Help Tim Slade Log off

Tim Slade

Identities Profile **Competitors** Teams

Competitor List

Create Refresh

	Name	Lookup Code	Type	UCN
Edit	Flick	C7546189	Canine	C7546189
Edit	Tim Slade	C7545184	Human	C7545184

© 2018 - UpDog Challenge

5:20 PM 16/03/2018

UpDog Competitors Games Events Help Tim Slade Log off

Please contact help@updogchallenge.com if you have any questions.

Create Competitor

Save Cancel

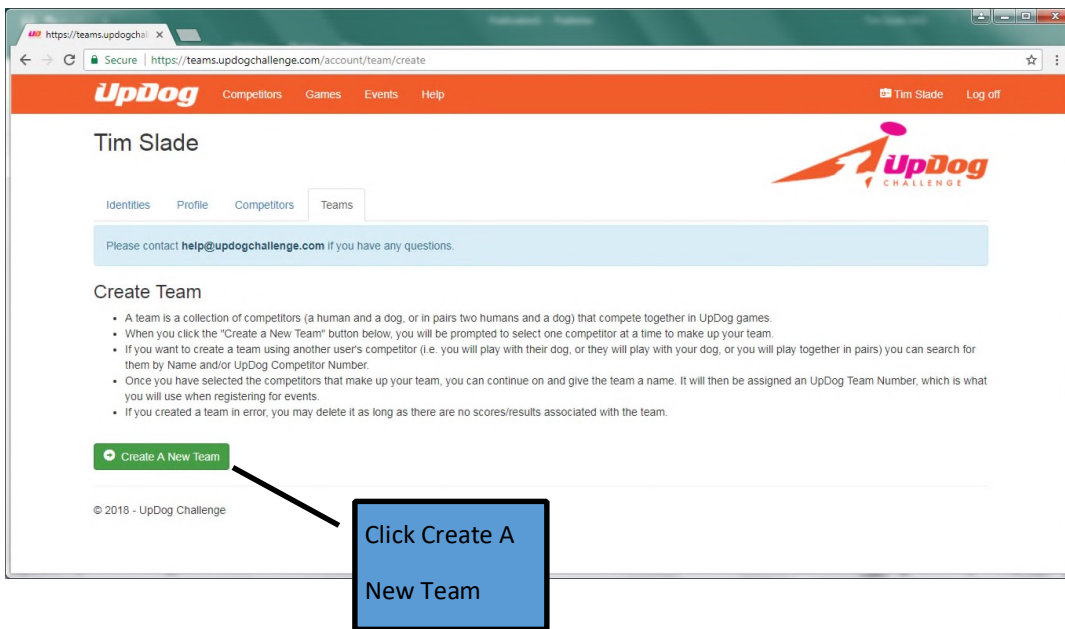
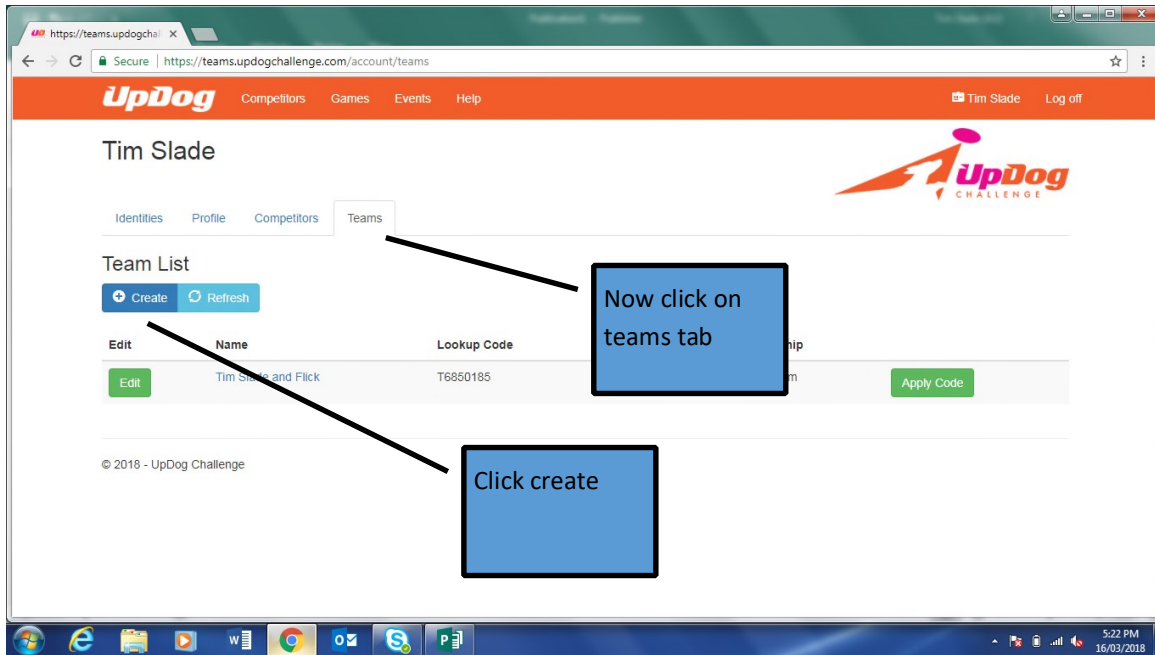
Competitor Name
Name of the Competitor (ex: Jane Smith, John Smith, UppyD)
Insane Bolt

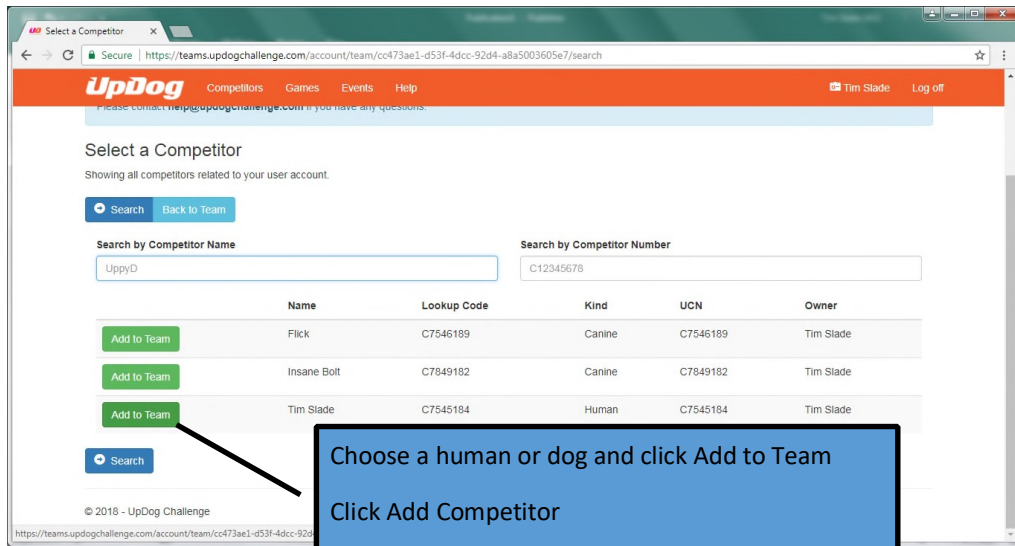
Competitor Type
Is this competitor a Canine or Human?
Canine

Competitor Gender
What is the Competitor's Gender?
Male

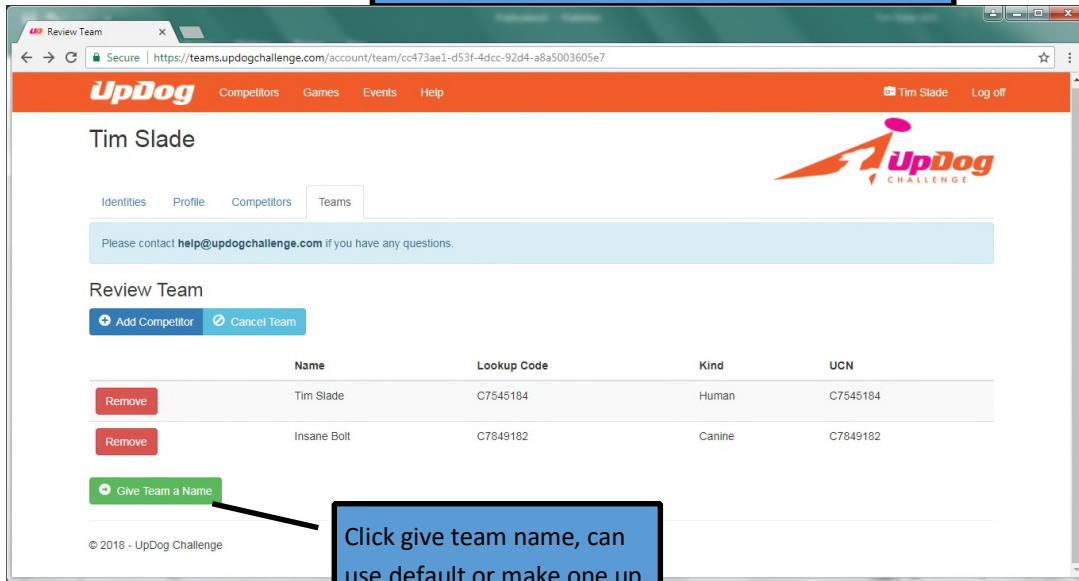
Save

© 2018 - UpDog Challenge

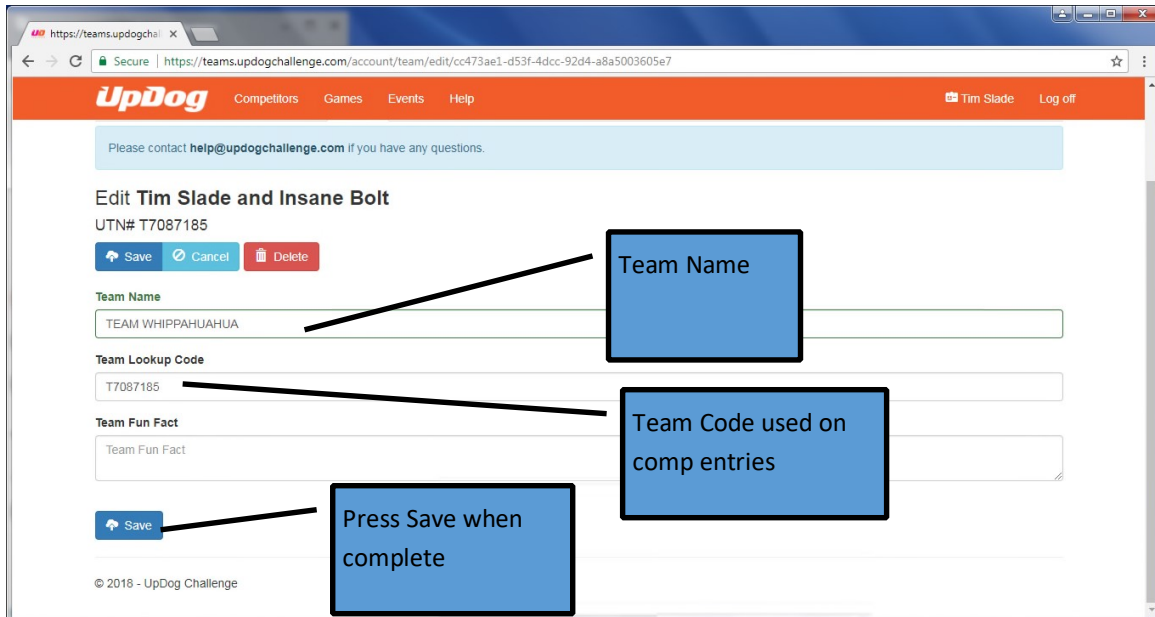




Choose a human or dog and click Add to Team
 Click Add Competitor
 Select the 2nd team member and click Add To Team



Click give team name, can use default or make one up



Team Name

Team Code used on comp entries

Press Save when complete

To Activate a Team:

Login to the team site and review your list of teams. Click the "Activate" button.

The screenshot shows the UpDog website interface. At the top, there is a navigation bar with the UpDog logo and links for Competitors, Games, Events, Help, and Administration. The user's name, Kat Fahle, and a Log off link are on the right. Below the navigation bar, the user's profile is displayed with tabs for Identities, Profile, Competitors, and Teams. The Teams tab is selected, showing a 'Team List' with buttons for '+ Create' and 'Refresh'. A table lists the team '9 Times - Kat & Ferris' with columns for Edit, Name, Lookup Code, UTN, and Membership. The 'Activate' button in the Edit column is circled in orange.

Edit	Name	Lookup Code	UTN	Membership
Edit Activate	9 Times - Kat & Ferris	T594152	T594152	Lifetime

Review your information and make any changes necessary. Click Create Activation Order & Checkout.

The screenshot shows the 'Lifetime Activation' page. It features a table with the following details:

UTN	T409151
Team Name	ZigSTAR - Kat and Ziggy
Activation Status	Annual Activation - Expires on 01/01/2020
Previous Activations	3 - Eligible for \$15.00 discount
Competitor	Ziggy - Canine
Canine Birthdate	04/07/2012 - will be 7 years old by end of year Not eligible for age-based discount Click here to edit competitor if that is incorrect.
Competitor	Kat Fahle - Human
Amount Due	\$5.00

At the bottom of the page, there is a button labeled 'Create Activation Order & Checkout' which is circled in orange.

Review your information and click Pay with Credit Card.

The screenshot shows the 'Activation of T409151 - ZigSTAR - Kat and Ziggy' page. It features a table with the following details:

Description	Quantity	Price	Total
Lifetime activation for T409151 - ZigSTAR - Kat and Ziggy	1.00	\$20.00	\$20.00
Discount for previous activations	3.00	(\$5.00)	(\$15.00)
Total Charges			\$5.00
Remaining Due			\$5.00

At the bottom of the page, there is a button labeled 'Pay with Credit Card' which is circled in orange.

Enter your credit card information.

The screenshot shows the UpDog website interface. At the top, there is a navigation bar with 'UpDog' logo and links for Competitors, Games, Events, Help, and Administration. The user is logged in as 'Kat Fahle'. The main content area displays 'Activation of T409151 - ZigSTAR'. A modal window is open in the center, titled 'UpDog Inc.' with the subtitle 'Activation of T409151 - ZigSTAR - K...'. The modal contains the following fields: 'Email', 'Card number', 'MM / YY', and 'CVC'. There is a 'Remember me' checkbox and a blue 'Pay \$5.00' button. A large white arrow points from the 'Pay with Credit Card' button in the background to the modal. In the background, a table shows the following items:

	Quantity	Price	Total
Lifetime activation for T409151 - ZigSTAR - Kat and Ziggy	1.00	\$20.00	\$20.00
Discount for previous activations	3.00	(\$5.00)	(\$15.00)
Total Charges			\$5.00
Remaining Due			\$5.00

Once paid, your team status will show like the one below. This team now has a lifetime activation and will not need to be activated again going forward.

The screenshot shows the UpDog website interface. At the top, there is a navigation bar with 'UpDog' logo and links for Competitors, Games, Events, Help, and Administration. The user is logged in as 'Kat Fahle'. The main content area displays 'Lifetime Activation'. Below this, there is a table with the following information:

UTN	T594152
Team Name	9 Times - Kat & Ferris
Activation Status	Lifetime Activation

© 2019 - UpDog Challenge

If you have played UpDog prior to activating your team email Help@updogchallenge.com to have your data moved to your permanent team. Include your name, dog name and either your team name or team number. Your team number is found on the login page under the column "UTN" and will show an expiration date to the right. This is the number to provide to host clubs when registering as well.

Happy UpDogging!